




# 19 Coarse Angling European Championship

## Serbia Association of Sport Fishing

### Canal DTD - Novi Sad Serbia



Date **30-06-2013**  
Leg nr. **2**



### FINAL TEAM CLASSIFICATION

Class. (final)	Nation		Penalties (Total)	Team Penalties (1st day / 2nd day)	Competitors Penalties	Weight (total)	Weight (best)	Fish (total)
<b>1</b>	<b>Belgium</b>		<b>56.0</b>	38.0- 18.0	2 5 8 10 13 1 3 3 5 6	<b>44,673</b>	<b>11,148</b>	910
<b>2</b>	<b>Italy</b>		<b>57.5</b>	37.5- 20.0	3 3 9 11 11½ 1 3 3 6 7	<b>42,570</b>	<b>10,531</b>	2,080
<b>3</b>	<b>Hungary</b>		<b>58.0</b>	22.0- 36.0	1 1 4 8 8 1 6 8 9 12	<b>42,438</b>	<b>7,019</b>	2,987
<b>4</b>	<b>France</b>		<b>59.0</b>	33.0- 26.0	1 2 4 13 13 2 4 5 6 9	<b>42,230</b>	<b>8,870</b>	2,236
<b>5</b>	<b>England</b>		<b>76.0</b>	47.0- 29.0	2 5 9 15 16 1 4 4 8 12	<b>41,844</b>	<b>9,727</b>	2,237
<b>6</b>	<b>Poland</b>		<b>80.0</b>	27.0- 53.0	1 3 6 6 11 8 8 10 11 16	<b>36,758</b>	<b>5,748</b>	3,233
<b>7</b>	<b>Serbia</b>		<b>81.0</b>	49.0- 32.0	7 7 7 14 14 2 4 5 8 13	<b>39,689</b>	<b>10,834</b>	5,036
<b>8</b>	<b>Germany</b>		<b>82.0</b>	36.0- 46.0	3 4 6 6 17 1 5 5 17 18	<b>35,892</b>	<b>4,946</b>	749
<b>9</b>	<b>Slovakia</b>		<b>93.5</b>	48.0- 45.5	2 7 8 15 16 4 7 10 11 13½	<b>33,638</b>	<b>5,680</b>	562
<b>10</b>	<b>Netherland</b>		<b>104.0</b>	60.0- 44.0	6 10 13 15 16 2 2 6 9 25	<b>31,627</b>	<b>5,312</b>	975
<b>11</b>	<b>Czech Republic</b>		<b>120.0</b>	56.0- 64.0	1 7 12 13 23 3 11 12 16 22	<b>28,664</b>	<b>4,976</b>	2,759
<b>12</b>	<b>Russia</b>		<b>126.5</b>	52.5- 74.0	4 10 10 11½ 17 9 10 13 19 23	<b>27,621</b>	<b>4,274</b>	721
<b>13</b>	<b>Bulgaria</b>		<b>139.0</b>	58.0- 81.0	2 10 14 14 18 9 14 17 20 21	<b>27,310</b>	<b>6,514</b>	1,690

Time  
16:48:04


President of Jury



# 19 Coarse Angling European Championship

## Serbia Association of Sport Fishing

### Canal DTD - Novi Sad Serbia



Date **30-06-2013**  
Leg nr. **2**



### FINAL TEAM CLASSIFICATION

Class. (final)	Nation		Penalties (Total)	Team Penalties (1st day / 2nd day)	Competitors Penalties	Weight (total)	Weight (best)	Fish (total)
<b>14</b>	<b>Luxembourg</b>		<b>146.0</b>	76.0- 70.0	4 5 19 24 24 2 12 14 18 24	<b>24,473</b>	<b>4,179</b>	1,237
<b>15</b>	<b>Romania</b>		<b>150.0</b>	63.0- 87.0	9 12 12 15 15 13 14 15 21 24	<b>24,848</b>	<b>5,302</b>	1,818
<b>16</b>	<b>Sweden</b>		<b>150.0</b>	77.0- 73.0	11 11 12 20 23 7 11 16 19 20	<b>24,092</b>	<b>3,467</b>	797
<b>17</b>	<b>Ukraine</b>		<b>162.5</b>	77.0- 85.5	3 9 20 22 23 7 13½ 21 22 22	<b>22,693</b>	<b>6,190</b>	686
<b>18</b>	<b>Croatia</b>		<b>164.0</b>	81.0- 83.0	9 16 16 19 21 12 15 18 18 20	<b>21,644</b>	<b>3,919</b>	2,301
<b>19</b>	<b>Montenegro</b>		<b>173.5</b>	80.5- 93.0	8 17 18 18 19½ 13 19 20 20 21	<b>21,198</b>	<b>5,370</b>	2,246
<b>20</b>	<b>Slovenia</b>		<b>174.5</b>	79.5- 95.0	5 17 18 19½ 20 15 15 19 22 24	<b>21,004</b>	<b>5,927</b>	890
<b>21</b>	<b>Bosnia Herzegovina</b>		<b>182.0</b>	87.0- 95.0	5 18 20 21 23 15 16 17 22 25	<b>19,336</b>	<b>3,506</b>	1,188
<b>22</b>	<b>FYRO Macedonia</b>		<b>184.0</b>	111.0- 73.0	17 22 22 25 25 10 11 16 17 19	<b>18,289</b>	<b>2,728</b>	1,690
<b>23</b>	<b>Austria</b>		<b>190.0</b>	106.0- 84.0	14 21 22 24 25 7 14 17 21 25	<b>18,286</b>	<b>5,309</b>	711
<b>24</b>	<b>Ireland</b>		<b>203.0</b>	106.0- 97.0	19 19 21 23 24 10 18 23 23 23	<b>16,307</b>	<b>4,158</b>	994
<b>25</b>	<b>Finland</b>		<b>238.0</b>	117.0-121.0	21 22 24 25 25 23 24 24 25 25	<b>9,106</b>	<b>2,200</b>	486

Time  
16:48:04


President of Jury



# 19 Coarse Angling European Championship

## Serbia Association of Sport Fishing

Canal DTD - Novi Sad Serbia



Date 30-06-2013



### FINAL INDIVIDUAL CLASSIFICATION

Class. (final)	Competitor		Team (Nation)		Penalties (Total)	Placing (1st day / 2nd day)	Weight (total)	Weight (best)	Fish (total)	Nr. (tot.)	Legs played
1	Szilvási	Szilárd	Hungary		2.0	1 - 1	10,291	5,605	160	12	2
2	Di Venti	Eric	Belgium		3.0	2 - 1	15,788	11,148	230	21	2
3	Dewimille	Alain	France		3.0	1 - 2	12,967	8,870	226	47	2
4	Gabba	Ferruccio	Italy		4.0	3 - 1	8,022	4,176	670	11	2
5	Schmidt	Heiko	Germany		5.0	4 - 1	8,728	4,946	132	10	2
6	Delannoy	Didier	France		8.0	2 - 6	8,037	4,521	184	27	2
7	Herdlitzschke	Ralf	Germany		8.0	3 - 5	7,983	4,360	190	25	2
8	Berteyn	Andy	Belgium		8.0	5 - 3	7,962	4,584	204	36	2
9	Adriolo	Jo	Netherland		8.0	6 - 2	6,928	3,458	178	24	2
10	Dragicevic	Mirko	Serbia		9.0	7 - 2	15,090	10,834	605	34	2
11	Pottelet	Stéphane	France		9.0	4 - 5	10,423	5,613	1,002	16	2
12	Shipp	Des	England		9.0	5 - 4	8,148	4,255	603	25	2
13	Premoli	Stefano	Italy		9.0	3 - 6	7,515	4,905	215	40	2
14	Tamás	Walter	Hungary		10.0	1 - 9	11,464	7,019	159	32	2
15	Kerry	Lee	England		10.0	2 - 8	8,582	5,446	224	7	2
16	Klásek	Petr	Czech Republic		10.0	7 - 3	7,299	4,347	831	26	2
17	Raison	Will	England		10.0	9 - 1	7,009	4,283	574	38	2
18	Walczak	Wiktor	Poland		11.0	3 - 8	9,110	4,610	581	18	2
19	Kaminski	Wojciech	Poland		11.0	1 - 10	8,027	5,222	647	15	2
20	Pavlicevic	Miloš	Serbia		11.0	7 - 4	7,671	3,858	1,249	27	2
21	Thijs	Luc	Belgium		11.0	8 - 3	6,688	3,742	132	19	2
22	Szakovics	Imre	Hungary		12.0	4 - 8	9,073	5,943	615	31	2
23	Pergreff	Luca	Czech Republic		12.0	1 - 11	8,445	4,976	761	14	2
24	Olejník	Michal	Slovakia		12.0	8 - 4	7,763	4,107	122	37	2
25	Rolik	Radoslav	Slovakia		12.0	2 - 10	6,657	4,571	71	12	2
26	Mazurczak	Grzegorz	Poland		14.0	6 - 8	8,131	5,748	650	33	2
27	Siptsov	Yury	Russia		14.0	4 - 10	7,210	4,274	169	38	2
28	Falsini	Jacopo	Italy		14.0	11 - 3	6,637	4,018	171	37	2
29	Nagy	Benedek	Hungary		14.0	8 - 6	6,555	3,330	1,025	30	2

Time  
16:48:59

President of Jury


*M. J. Santos Mattos*



# 19 Coarse Angling European Championship

## Serbia Association of Sport Fishing

### Canal DTD - Novi Sad Serbia



Date 30-06-2013



## FINAL INDIVIDUAL CLASSIFICATION

Class. (final)	Competitor	Team (Nation)		Penalties (Total)	Placing (1st day / 2nd day)	Weight (total)	Weight (best)	Fish (total)	Nr. (tot.)	Legs played
30	Reverberi	Francesco	Italy	14.5	11½- 3	14,335	10,531	133	32	2
31	Klop	Arjan	Netherland	15.0	13 - 2	7,068	4,521	400	48	2
32	Friederichs	Dieter	Netherland	16.0	10 - 6	9,720	5,312	144	26	2
33	Bayran	Birdjan	Bulgaria	16.0	2 -14	9,159	6,514	529	36	2
34	Slegers	Hans	Belgium	16.0	10 - 6	6,492	3,728	195	15	2
35	Fini	Andrea	Italy	16.0	9 - 7	6,061	3,172	891	20	2
36	Boursaud	Mickael	France	17.0	13 - 4	5,848	3,338	383	26	2
37	Helsen	Bart	Belgium	18.0	13 - 5	7,743	4,051	149	36	2
38	Ashby	Sean	England	19.0	15 - 4	12,970	9,727	169	24	2
39	Danilovic	Vladimir	Serbia	19.0	14 - 5	6,265	3,365	1,237	25	2
40	Jadin	Serge	Luxembourg	19.0	5 -14	6,149	4,179	272	24	2
41	Radovic	Goran	Serbia	20.0	7 -13	5,889	3,208	1,067	45	2
42	Magyar	Szilárd	Hungary	20.0	8 -12	5,055	3,027	1,028	29	2
43	Kondík	Lukáš	Slovakia	20.5	7 -13½	8,754	5,680	110	22	2
44	Lanchikov	Alexander	Russia	20.5	11½- 9	6,845	3,804	107	44	2
45	Vukcevic	Lazar	Montenegro	21.0	8 -13	7,355	5,370	384	41	2
46	Mindák	Tomáš	Slovakia	22.0	15 - 7	5,739	3,391	135	13	2
47	Conrady	Pit	Luxembourg	22.0	4 -18	5,727	3,962	284	26	2
48	Niemiec	Adam	Poland	22.0	6 -16	5,007	3,056	760	40	2
49	Windel	Harald	Germany	23.0	6 -17	7,357	4,482	147	34	2
50	Östlund	Tom	Sweden	23.0	12 -11	6,231	3,467	89	30	2
51	Stefanov	Dimitar	Bulgaria	23.0	14 - 9	5,412	3,124	289	16	2
52	Petruta	Lucian	Romania	24.0	9 -15	7,683	5,302	269	22	2
53	Müller	Claus	Germany	24.0	6 -18	5,359	3,888	145	7	2
54	Konopásek	Josef	Czech Republic	24.0	12 -12	5,229	2,659	491	33	2
55	Oblomov	Oleksandr	Ukraine	25.0	3 -22	7,535	6,190	132	47	2
56	Schmitt	Jerôme	Luxembourg	26.0	24 - 2	5,367	3,953	277	6	2
57	Koszorus	Botond	Romania	26.0	12 -14	4,809	2,565	517	26	2
58	Kupec	Aljoša	Slovenia	27.0	5 -22	7,645	5,927	216	19	2

Time  
16:49:00

President of Jury

*M. J. Santos Mattos*



# 19 Coarse Angling European Championship

## Serbia Association of Sport Fishing

### Canal DTD - Novi Sad Serbia



Date 30-06-2013



## FINAL INDIVIDUAL CLASSIFICATION

Class. (final)	Competitor		Team (Nation)		Penalties (Total)	Placing (1st day / 2nd day)	Weight (total)	Weight (best)	Fish (total)	Nr. (tot.)	Legs played
59	Strid	Jonas	Sweden		27.0	20 - 7	5,795	3,510	341	10	2
60	Rošic	Mensur	Croatia		27.0	9 -18	5,331	3,919	355	34	2
61	Tersby	Anders	Sweden		27.0	11 -16	5,259	2,980	62	31	2
62	Julenyi	Roman	Slovakia		27.0	16 -11	4,725	2,609	124	46	2
63	Garashchenko	Iurii	Ukraine		27.0	20 - 7	4,499	2,451	107	26	2
64	Nadlinger	Hannes	Austria		28.0	21 - 7	6,327	5,309	184	36	2
65	Vereš	Siniša	Croatia		28.0	16 -12	5,438	3,145	748	9	2
66	Benzar	Zsolt	Romania		28.0	15 -13	5,083	2,720	111	13	2
67	Mikita	Jan	Ireland		29.0	19 -10	5,314	4,158	252	30	2
68	Foret	Roman	Czech Republic		29.0	13 -16	5,026	3,264	489	33	2
69	Sherbakov	Eugeniy	Russia		29.0	10 -19	4,081	2,622	97	6	2
70	Piknjac	Nermin	Bosnia Herzegovina		30.0	5 -25	4,276	3,506	81	38	2
71	Vakulenko	Maksym	Ukraine		30.0	9 -21	4,027	2,856	130	17	2
72	Zwick	Romain	Luxembourg		31.0	19 -12	5,371	3,243	188	37	2
73	Mihaylov	Georgy	Bulgaria		31.0	14 -17	4,234	2,428	286	38	2
74	Anatoliev	Yuri	Bulgaria		31.0	10 -21	4,206	2,695	239	13	2
75	Litschl	Mario	Austria		31.0	14 -17	4,017	2,500	139	39	2
76	Svedlund	Hakan	Sweden		31.0	11 -20	3,922	2,604	106	40	2
77	Dimitrieski	Goran	FYRO Macedonia		32.0	22 -10	4,557	2,728	330	29	2
78	Ambrožic	Jernej	Slovenia		32.0	17 -15	4,417	2,226	204	18	2
79	Pavlishev	Vladimir	Russia		33.0	10 -23	5,578	3,884	93	23	2
80	Gogovcevski	Toni	FYRO Macedonia		33.0	17 -16	4,547	2,306	297	10	2
81	Pavlic	Žiga	Slovenia		33.0	18 -15	3,808	1,959	189	35	2
82	Kozuharov	Zoran	FYRO Macedonia		33.0	22 -11	3,357	2,074	439	32	2
83	Kracun	Zlatko	Croatia		34.0	16 -18	4,102	2,355	336	29	2
84	Vondrak	Dejan	Croatia		34.0	19 -15	3,704	1,927	439	24	2
85	Festa	Vahid	Bosnia Herzegovina		35.0	20 -15	4,709	3,044	172	37	2
86	Ruban	Oleksandr	Ukraine		35.5	22 -13½	4,292	3,074	197	23	2
87	Bucur	Andrei	Romania		36.0	12 -24	3,777	2,215	350	30	2

Time  
16:49:01

President of Jury

*M. G. Gaudin*





# 19 Coarse Angling European Championship

## Serbia Association of Sport Fishing

Canal DTD - Novi Sad Serbia



Date 30-06-2013



### FINAL INDIVIDUAL CLASSIFICATION

Class. (final)	Competitor	Team (Nation)		Penalties (Total)	Placing (1st day / 2nd day)	Weight (total)	Weight (best)	Fish (total)	Nr. (tot.)	Legs played	
88	Gatterbauer	Günther	Austria		36.0	22 -14	3,651	2,147	88	16	2
89	Poiană	Doru	Romania		36.0	15 -21	3,496	2,214	571	26	2
90	Petric	Milomir	Bosnia Herzegovina		37.0	21 -16	3,711	1,889	488	44	2
91	Ristic	Zoran	Montenegro		37.0	18 -19	3,148	1,619	396	10	2
92	Isakov	Tony	Bulgaria		38.0	18 -20	4,299	2,305	347	27	2
93	Mujahodžic	Senad	Montenegro		38.0	17 -21	3,959	2,093	677	15	2
94	Ceric	Damir	Montenegro		38.0	18 -20	3,735	2,176	662	16	2
95	Marks	Mitja	Slovenia		38.5	19½-19	3,072	1,747	143	7	2
96	Hulme	Robert	Ireland		39.0	21 -18	3,030	1,648	321	24	2
97	Blecic	Nikola	Montenegro		39.5	19½-20	3,001	1,747	127	23	2
98	Radanov	Ljubomir	Bosnia Herzegovina		40.0	18 -22	3,757	2,497	312	28	2
99	Pejinovic	Pero	Bosnia Herzegovina		40.0	23 -17	2,883	1,688	135	24	2
100	Altena	Stefan	Netherland		40.0	15 -25	2,629	1,790	133	29	2
101	Bohan	Brian	Ireland		42.0	19 -23	3,247	2,362	72	9	2
102	Jansson	Jonas	Sweden		42.0	23 -19	2,885	1,638	199	25	2
103	Ignovski	Goran	FYRO Macedonia		42.0	25 -17	2,664	1,876	368	42	2
104	Ristic	Marjan	FYRO Macedonia		44.0	25 -19	3,164	2,332	256	32	2
105	Nedelko	Sašo	Slovenia		44.0	20 -24	2,062	1,123	138	14	2
106	Bohatsch	Bernd	Austria		45.0	24 -21	2,691	1,464	164	35	2
107	Burdak	Sergii	Ukraine		45.0	23 -22	2,340	1,358	120	15	2
108	Leonard	Mark	Ireland		46.0	23 -23	2,732	1,492	234	38	2
109	Pylysy	Mika	Finland		46.0	21 -25	2,652	2,200	64	27	2
110	Sakkara	Matti	Finland		46.0	22 -24	2,111	1,123	131	25	2
111	Kankaanpää	Rami	Finland		47.0	24 -23	2,388	1,342	132	15	2
112	Tapaninen	Tapio	Finland		49.0	25 -24	992	502	100	23	2
113	Kerschbaumer	Heinz	Austria		50.0	25 -25	1,600	1,134	136	23	2
114	Seppala	Jari	Finland		50.0	25 -25	963	697	59	4	2
115	Gabelsberger	Florian	Germany		30.0	25 - 5	3,785	3,785	53	9	1
116	Markovic	Nikola	Serbia		33.0	25 - 8	2,767	2,767	522	19	1

Time  
16:49:02

President of Jury

*M. J. Gaudin*

